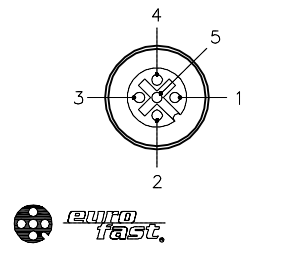
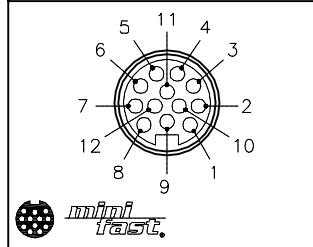


FEMALE END VIEW (J1-J8)



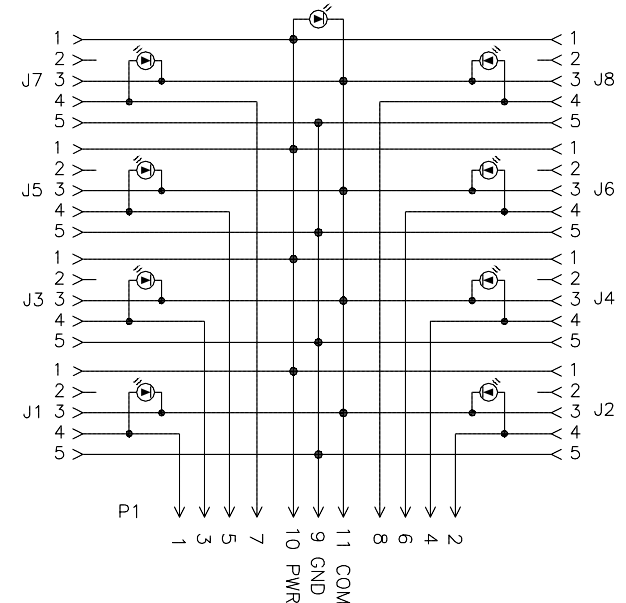
MALE END VIEW (P1)



SPECIFICATIONS

|                                     |   |
|-------------------------------------|---|
| NUMBER OF CONDUCTORS [AWG]          | 11x18 AWG   |
| DRAIN/SHIELD                        | 20 AWG DRAIN/POLYESTER FOIL   |
| CONDUCTOR INSULATION MATERIAL       | PVC   |
| OUTER JACKET MATERIAL/COLOR         | TPU/YELLOW  |
| HOUSING MATERIAL/COLOR              | NYLON/BLACK   |
| RECEPTACLE MATERIAL/PLATING (J1-J8) | BRASS/NICKEL  |
| CONTACT CARRIER MATERIAL            | NYLON   |
| CONTACT MATERIAL/PLATING            | BRASS/GOLD  |
| COUPLING NUT MATERIAL/PLATING (P1)  | BRASS/NICKEL  |
| MOLDED HEAD MATERIAL/COLOR (P1)     | TPU/YELLOW  |
| O-RING MATERIAL                     | FKM/FPM   |
| OPERATING VOLTAGE [V]               | 10-30 VDC   |
| OPERATING CURRENT [A]               | 2.0 AMPS/SIGNAL, 7.0 AMPS TOTAL                                     |
| PROTECTION CLASS                    | IP67, ONLY WHEN ALL RECEPTACLES ARE COVERED WITH PLUGS OR CONNECTED |
| OPERATING TEMPERATURE               | -40°C to +85°C (-40°F to +185°F)                                    |

WIRING DIAGRAM



| CABLE LENGTH | TOLERANCE*  |
|--------------|---|
| ALL LENGTHS  | + 4% (OR 50mm) OF LENGTH<br>- 0% (OR 0mm) OF LENGTH<br>WHICHEVER IS GREATER |
| STRIP LENGTH | TOLERANCE*  |
| 0-7mm        | ±0.5mm  |
| 8-29mm       | ±1.0mm  |
| 30-49mm      | ±2.0mm  |
| 50-69mm      | ±3.0mm  |
| 70-100mm     | ±4.0mm  |
| OVER 100mm   | ±5.0mm  |

\* UNLESS OTHERWISE SPECIFIED

SOURCE DRAWING - FOR REFERENCE ONLY

NOTES:

- "\*" INDICATES CABLE LENGTHS IN METERS. CONTACT TURCK TO ORDER SPECIFIC LENGTH.
- "/S90" DESIGNATES THERMOPLASTIC POLYURETHANE (TPU) CABLE JACKET.

|   |   |  |  |  |
|---|---|--|--|--|
| RELATED DOCUMENTS<br>1.<br>2.<br>3.<br>4. | 3RD ANGLE PROJECTION<br>  | THIS DRAWING IS CONFIDENTIAL AND THE PROPERTY OF TURCK INC. USE OF THIS DOCUMENT WITHOUT WRITTEN PERMISSION IS PROHIBITED. | 3000 CAMPUS DRIVE<br>MINNEAPOLIS, MN 55441<br>1-800-544-7769<br>(763) 553-7300<br>(763) 553-0708 fax<br>www.turck.us |  |
| MATERIAL<br>SEE SPECIFICATIONS            | ALL DIMENSIONS DISPLAYED ON THIS DRAWING ARE FOR REFERENCE ONLY | DRFT RDS<br>APVD   | DATE 02/27/08<br>SCALE 1=2.7   | DESCRIPTION<br>8MB12Z-4P2--RSM 120/S90 |
| FINISH<br>SEE SPECIFICATIONS              | CONTACT TURCK FOR MORE INFORMATION                              | UNIT OF MEASUREMENT<br><b>MILLIMETER [ INCH ]</b>  |  | IDENTIFICATION NO.<br>REV<br>H         |
| H ADD CE LOGO<br>REV DESCRIPTION          | NF 08/31/18<br>BY DATE<br>66305<br>ECO NO.                      | DO NOT SCALE THIS DRAWING  |  | FILE: 777021151<br>SHEET 1 OF 1        |